

AMMUNITION REPORTING FORM (LONG)

ARF(L)

IMPORTANT:

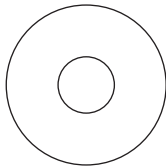
Read the Ammunition Tracing Manual and Ammunition Tracing Protocols before completing this form

REPORTER DETAILS

Last name: or Initials:

AMMUNITION TYPE 1

1. Live or spent? (tick only one box) Live (unfired)  or Spent (fired) 



2. Draw the markings (exactly as they appear on the headstamp)

3. Number (#) of cartridges recorded of this type #

4. Calibre (leave blank unless you are absolutely sure) X mm
or inches or Bullet Diameter Guide hole number: #



5. Overall length mm



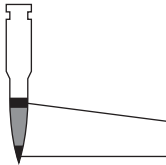
6. Case length mm



7. Colour of cartridge (see the colour guide in the Tracing Manual)

Brass Copper Steel

Other (specify):



8. Colour of paint on bullet (only if it is painted)

Paint colour (if any):

Paint colour (if any):



9. Case composition (use the magnetic Tracing Tool in the Tracing Kit)

Ferrous (magnet sticks) Non-ferrous (does not stick)



10. Colour of primer annulus (ring of paint on base of cartridge, if any)

No colour Colour (specify):

11. Photographs of this type of ammunition (write down the number (#) you have written on the back of each printed photograph or the file # of each digital photograph of this type of ammunition. If the photograph contains more than one type of ammunition, write down the position in the photograph of the type of ammunition that you are recording on this copy of the ARF(L) form)

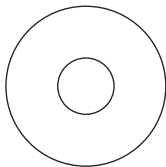
A. Photograph # / digital file # Position in photograph

B. Photograph # / digital file # Position in photograph

C. Photograph # / digital file # Position in photograph

AMMUNITION TYPE 2

1. Live or spent? (tick only one box) Live (unfired)  or Spent (fired) 



2. Draw the markings (exactly as they appear on the headstamp)

3. Number (#) of cartridges recorded of this type #

4. Calibre (leave blank unless you are absolutely sure) X mm
or · inches or Bullet Diameter Guide hole number: #



5. Overall length mm



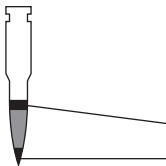
6. Case length mm



7. Colour of cartridge (see the colour guide in the Tracing Manual)

Brass Copper Steel

Other (specify):



8. Colour of paint on bullet (only if it is painted)

Paint colour (if any):

Paint colour (if any):



9. Case composition (use the magnetic Tracing Tool in the Tracing Kit)

Ferrous (magnet sticks) Non-ferrous (does not stick)



10. Colour of primer annulus (ring of paint on base of cartridge, if any)

No colour Colour (specify):

11. Photographs of this type of ammunition (write down the number (#) you have written on the back of each printed photograph or the file # of each digital photograph of this type of ammunition. If the photograph contains more than one type of ammunition, write down the position in the photograph of the type of ammunition that you are recording on this copy of the ARF(L) form)

A. Photograph # / digital file # Position in photograph

B. Photograph # / digital file # Position in photograph

C. Photograph # / digital file # Position in photograph