

AMMUNITION REPORTING FORM (SHORT) ARF(S)

IMPORTANT:

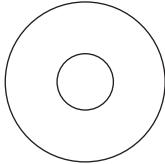
Read the Ammunition Tracing Manual and Ammunition Tracing Protocols before completing this form

REPORTER DETAILS

Last name: or Initials:

AMMUNITION TYPE 1

1. **Live or spent?** (tick only one box) Live (unfired)  or Spent (fired) 



2. **Calibre** (leave blank unless you are absolutely sure) X mm
or inches or Bullet Diameter Guide hole number: #

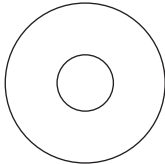
3. **Tally (||||) the # of cartridges recorded of this type**

4. **Photographs of this type of ammunition** (write down the number (#) you have written on the back of each printed photograph or the file # of each digital photograph of this type of ammunition. If the photograph contains more than one type of ammunition, write down the position in the photograph of the type of ammunition that you are recording on this copy of the ARF(L) form)

- A. Photograph # / digital file # Position in photograph
- B. Photograph # / digital file # Position in photograph
- C. Photograph # / digital file # Position in photograph
- D. Photograph # / digital file # Position in photograph

AMMUNITION TYPE 2

1. **Live or spent?** (tick only one box) Live (unfired)  or Spent (fired) 



2. **Calibre** (leave blank unless you are absolutely sure) X mm
or inches or Bullet Diameter Guide hole number: #

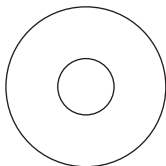
3. **Tally (||||) the # of cartridges recorded of this type**

4. **Photographs of this type of ammunition** (write down the number (#) you have written on the back of each printed photograph or the file # of each digital photograph of this type of ammunition. If the photograph contains more than one type of ammunition, write down the position in the photograph of the type of ammunition that you are recording on this copy of the ARF(L) form)

- A. Photograph # / digital file # Position in photograph
- B. Photograph # / digital file # Position in photograph
- C. Photograph # / digital file # Position in photograph
- D. Photograph # / digital file # Position in photograph

AMMUNITION TYPE 3

1. Live or spent? (tick only one box) Live (unfired)  or Spent (fired) 



2. Calibre (leave blank unless you are absolutely sure) X mm
or inches or Bullet Diameter Guide hole number: #

3. Tally (||||) the # of cartridges recorded of this type

4. Photographs of this type of ammunition (write down the number (#) you have written on the back of each printed photograph or the file # of each digital photograph of this type of ammunition. If the photograph contains more than one type of ammunition, write down the position in the photograph of the type of ammunition that you are recording on this copy of the ARF(L) form)

A. Photograph # / digital file # Position in photograph

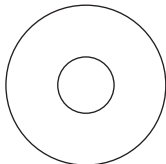
B. Photograph # / digital file # Position in photograph

C. Photograph # / digital file # Position in photograph

D. Photograph # / digital file # Position in photograph

AMMUNITION TYPE 4

1. Live or spent? (tick only one box) Live (unfired)  or Spent (fired) 



2. Calibre (leave blank unless you are absolutely sure) X mm
or inches or Bullet Diameter Guide hole number: #

3. Tally (||||) the # of cartridges recorded of this type

4. Photographs of this type of ammunition (write down the number (#) you have written on the back of each printed photograph or the file # of each digital photograph of this type of ammunition. If the photograph contains more than one type of ammunition, write down the position in the photograph of the type of ammunition that you are recording on this copy of the ARF(L) form)

A. Photograph # / digital file # Position in photograph

B. Photograph # / digital file # Position in photograph

C. Photograph # / digital file # Position in photograph

D. Photograph # / digital file # Position in photograph