

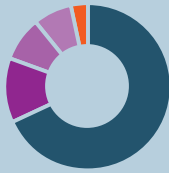
Largest firearms holdings by region and sector

Global



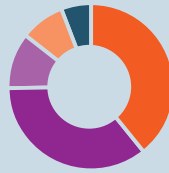
Civilian firearms holdings

United States of America	393,000,000
India	71,400,000
China	49,700,000
Pakistan	43,900,000
Russian Federation	17,600,000



Military firearms holdings

Russian Federation	30,300,000
China	27,500,000
Korea, DPR (North Korea)	8,400,000
Ukraine	6,600,000
United States of America	4,500,000



Law enforcement holdings

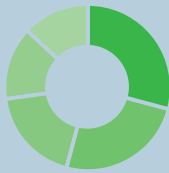
Russian Federation	2,430,000
China	1,970,000
India	1,700,000
Egypt	1,530,000
United States of America	1,020,000



Africa



Nigeria	6,200,000
South Africa	5,350,000
Egypt	3,930,000
Angola	2,980,000
Sudan	2,770,000



Egypt	1,540,000
Eritrea	669,000
Algeria	638,000
Sudan	590,000
Morocco	588,000



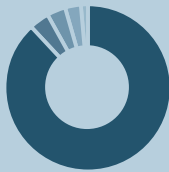
Egypt	1,530,000
Algeria	363,000
Nigeria	362,000
South Africa	250,000
Sudan	129,000



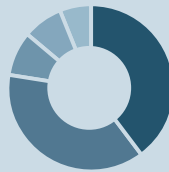
The Americas



United States of America	393,000,000
Brazil	17,500,000
Mexico	16,800,000
Canada	12,700,000
Venezuela	5,900,000



United States of America	4,540,000
Brazil	1,320,000
Cuba	960,000
Mexico	895,000
Argentina	678,000



United States of America	1,020,000
Brazil	803,000
Mexico	590,000
Argentina	390,000
Colombia	283,000



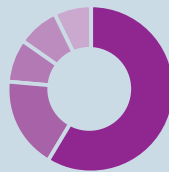
Asia



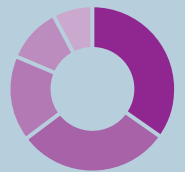
India	71,400,000
China	49,700,000
Pakistan	43,900,000
Yemen	14,900,000
Turkey	13,200,000



China	27,500,000
Korea, DPR (North Korea)	8,360,000
India	3,900,000
Vietnam	3,800,000
Iran	3,330,000



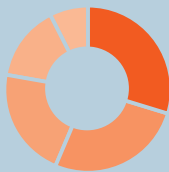
China	1,970,000
India	1,700,000
Pakistan	944,000
Turkey	620,000
Indonesia	429,000



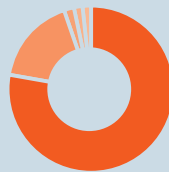
Europe



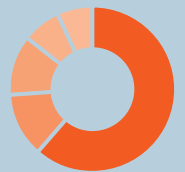
Russian Federation	17,600,000
Germany	15,800,000
France	12,700,000
Italy	8,600,000
Ukraine	4,400,000



Russian Federation	30,300,000
Ukraine	6,600,000
Belarus	780,000
Greece	643,000
France	566,000



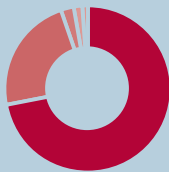
Russian Federation	2,430,000
France	497,000
Germany	466,000
Ukraine	289,000
Italy	273,000



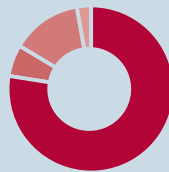
Oceania



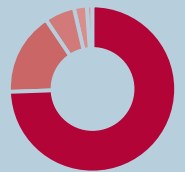
Australia	3,570,000
New Zealand	1,210,000
New Caledonia	115,000
Papua New Guinea	79,000
Guam	20,000



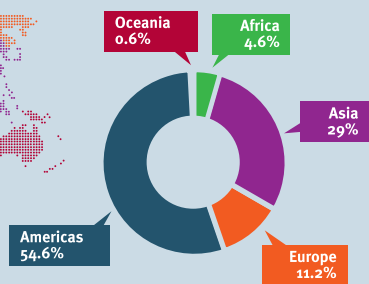
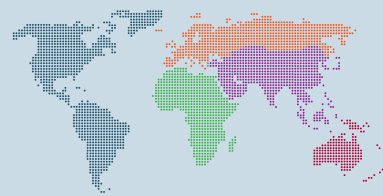
Australia	215,000
Fiji	17,000
New Zealand	38,000
Papua New Guinea	7,200
N/A	



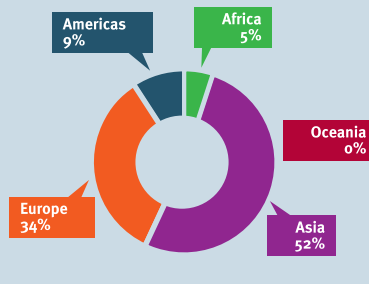
Australia	69,000
New Zealand	13,000
Papua New Guinea	4,800
Fiji	2,000
New Caledonia	700



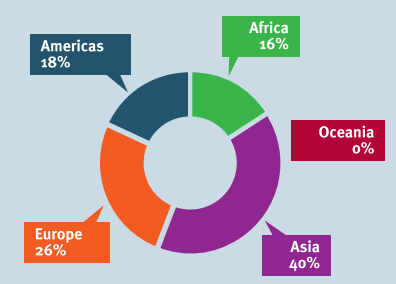
Global firearms holdings by region and sector



Regional breakdown of civilian firearms holdings

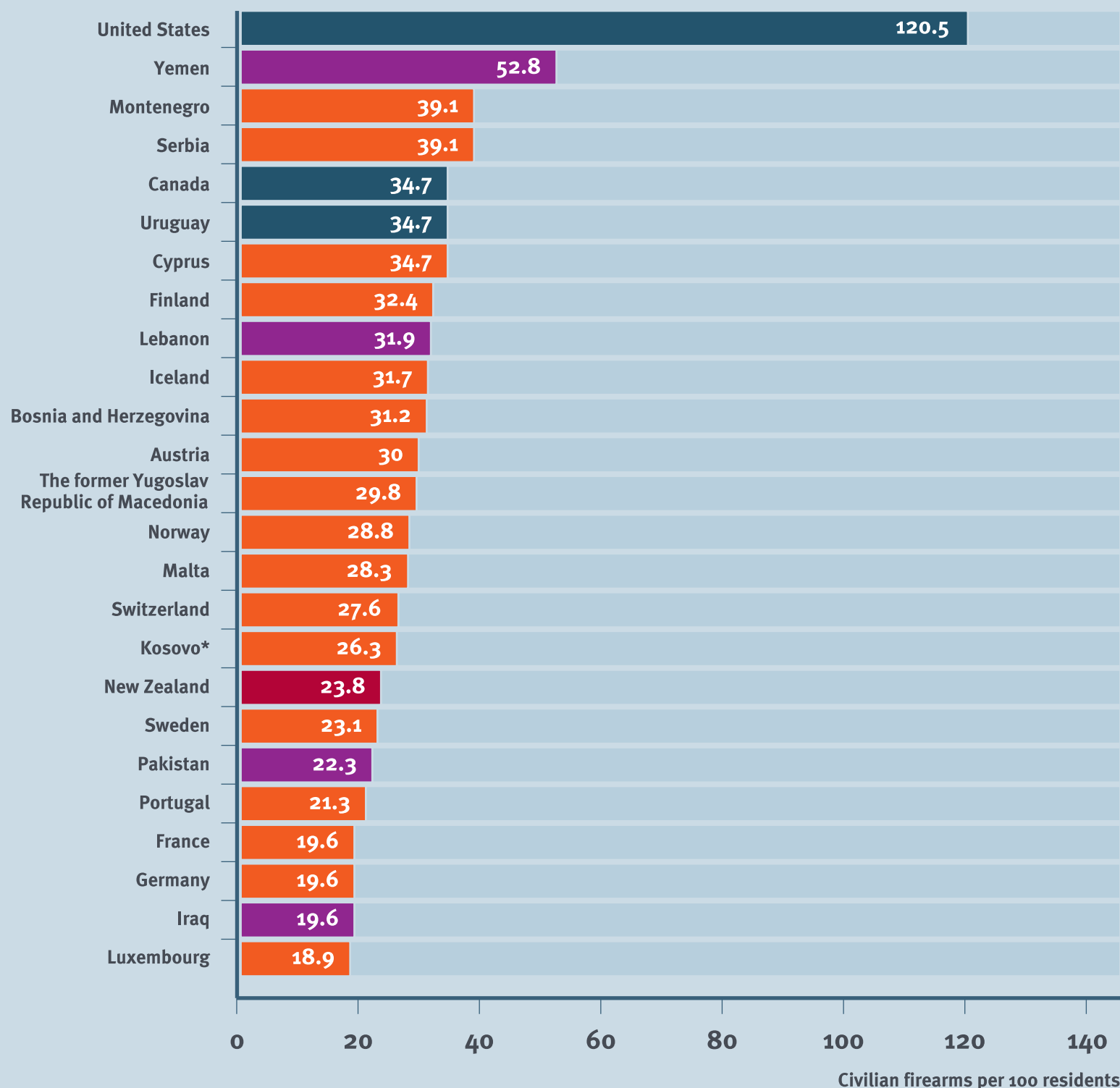


Regional breakdown of military firearms holdings



Regional breakdown of law enforcement firearms holdings

Countries and territories with the highest numbers of civilian firearms per 100 residents



*The designation of Kosovo is without prejudice to positions on status and is in line with UN Security Council Resolution 1244 and the International Court of Justice Opinion on the Kosovo declaration of independence.

